



# POWERDAK

POWER PRODUCTS, LLC

## Diesel Product Line

208-600 Volt

**BSVD200KWSPT4**

**60 Hz / 1800 RPM**

**200 kWe / 200 kWe**

**Standby / Prime**

## Ratings

	240V	208V	240V	480V	600V
<b>Phase</b>	1	3	3	3	3
<b>PF</b>	1.0	0.8	0.8	0.8	0.8
<b>Hz</b>	60	60	60	60	60
<b>Generator Model</b>	433CSL6216	431CSL6208	431CSL6208	431CSL6206	431PSL6243
<b>Connection</b>	12 LEAD ZIG-ZAG	12 LEAD WYE	12 LEAD DELTA	12 LEAD WYE	4 LEAD WYE
<b>Standby</b>					
<b>kWe</b>	200	200	200	200	200
<b>AMPS</b>	833	695	602	301	241
<b>Temp Rise</b>	105°C / 40°C	105°C / 40°C	105°C / 40°C	105°C / 40°C	105°C / 40°C
<b>Prime</b>					
<b>kWe</b>	200	200	200	200	200
<b>AMPS</b>	833	695	602	301	241
<b>Temp Rise</b>	105°C / 40°C	105°C / 40°C	105°C / 40°C	105°C / 40°C	105°C / 40°C

## Standard Equipment

### Engine

- ▶ Radiator Cooled Unit Mounted (55°C)
- ▶ Blower Fan & Fan Drive
- ▶ Starter & Alternator
- ▶ Oil Pump & Filter
- ▶ Oil Drain Extension w/Valve
- ▶ Governor - Electronic Isochronous
- ▶ 24V Battery System & Cables
- ▶ Air Cleaner (Dry Single Stage)
- ▶ Flexible Fuel Connector
- ▶ EPA Certified Tier 4 Final

### Listing Certifications

- ▶ UL 2200 Listed
- ▶ cUL Listed
- ▶ CSA Certified
- ▶ Seismic Certified to IBC 2012

### Generator

- ▶ Brushless Single Bearing
- ▶ Automatic Voltage Regulator
- ▶ ± 1% Voltage Regulation
- ▶ 4 Pole, Rotating Field
- ▶ 105°C Standby Temperature Rise
- ▶ 105°C Prime Temperature Rise
- ▶ 100% of Rated Load - One Step
- ▶ 5% Maximum Harmonic Content
- ▶ NEMA MG 1, IEEE and ANSI Standards Compliance for Temperature Rise

### Additional

- ▶ Microprocessor Based Digital Control
- ▶ Interface Connection Box
- ▶ Control Panel Mounted in NEMA 12 Enclosure
- ▶ Base - Formed Steel
- ▶ Main Line Circuit Breaker Mounted & Wired
- ▶ SCR Catalyst / Silencer Mounted
- ▶ Battery Charger 24V 5 Amp
- ▶ Jacket Water Heater -20°F 3000W 240V w/Isolation Valves
- ▶ Vibration Isolation Mounts
- ▶ Radiator Duct Flange (OPU Only)
- ▶ Single Source Supplier
- ▶ 2YR / 2000HR Standby Warranty
- ▶ 1YR / 1500HR Prime Warranty
- ▶ Standard Colors - White / Tan / Gray

# Diesel Product Line

**BSVD200KWSPT4**  
**200 kWe / 200 kWe**



**POWERDAK**  
POWER PRODUCTS, LLC

## Application Data

Engine			
Manufacturer:	Volvo Penta	Displacement - Cu. In. (lit): 661 (10.8)	
Model:	TAD1170VE	Bore - in. (cm) x Stroke - in. (cm): 4.84 (12.3) x 5.98 (15.2)	
Type:	4-Cycle	Compression Ratio: 17.0:1	
Aspiration:	Turbo Charged, CAC	Rated RPM: 1800	
Cylinder Arrangement:	6 Cylinder Inline	Max HP Stby (kWm): 320 (235)	
Exhaust System		Standby	Prime
Gas Temp. (Stack): °F (°C)		775 (413)	775 (413)
Gas Volume at Stack Temp: CFM (m³/min)		1,564 (44.3)	1,564 (44.3)
Maximum Allowable Exhaust Restriction (Post SCR Cat.): in. H₂O (kPa)		28.0 (7.00)	28.0 (7.00)
Cooling System			
Ambient Capacity of Radiator: °F (°C)		131 (55.0)	131 (55.0)
Maximum Allowable Static Pressure on Rad. Exhaust: in. H₂O (kPa)		0.50 (0.12)	0.50 (0.12)
Water Pump Flow Rate: GPM (lit/min)		96.0 (372)	96.0 (372)
Heat Rejection to Coolant: BTUM (kW)		6,824 (120)	6,824 (120)
Heat Rejection to CAC: BTUM (kW)		2,843 (50.0)	2,843 (50.0)
Heat Radiated to Ambient: BTUM (kW)		2,419 (42.3)	2,419 (42.3)
Air Requirements			
Aspirating: CFM (m³/min)		745 (21.1)	745 (21.1)
Air Flow Required for Rad. Cooled Unit: CFM (m³/min)		16,725 (480)	16,725 (480)
Air Flow Required for Heat Exchanger/Rem. Rad. CFM (m³/min)		Consult Factory For Remote Cooled Applications	
Fuel Consumption			
At 100% of Power Rating: gal/hr (lit/hr)		14.9 (56.4)	14.9 (56.4)
At 75% of Power Rating: gal/hr (lit/hr)		11.6 (44.0)	11.6 (44.0)
At 50% of Power Rating: gal/hr (lit/hr)		8.29 (31.4)	8.29 (31.4)
DEF Consumption (% of fuel consumption)		± 6.00%	± 6.00%
Fluids Capacity			
Total Oil System: gal (lit)		9.77 (37.0)	9.77 (37.0)
Engine Jacket Water Capacity: gal (lit)		4.50 (17.0)	4.50 (17.0)
System Coolant Capacity: gal (lit)		10.20 (38.6)	10.20 (38.6)
DEF Tank Capacity: gal (lit)		18.5 (70.0)	18.5 (70.0)

### Deration Factors

Rated Power is available up to 4,921 Ft (1500m) at ambient temperatures to 122°F (50°C) standby and prime.  
Consult factory for site conditions above these parameters.

**BSVD200KWSPT4**  
**200kWe/200kWe**

# Diesel Product Line

**BSVD200KWSPT4**  
**200 kWe / 200 kWe**

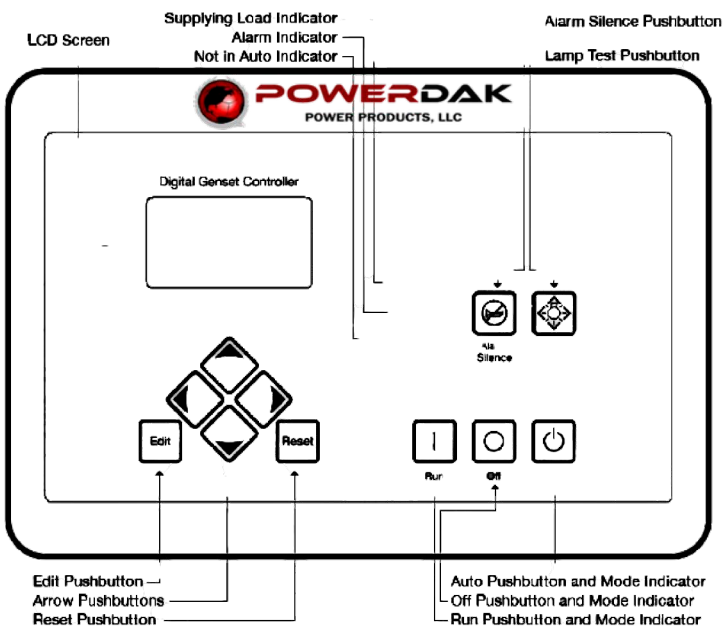


**POWERDAK**  
 POWER PRODUCTS, LLC

## DGC-2020 Control Panel

### Standard Features

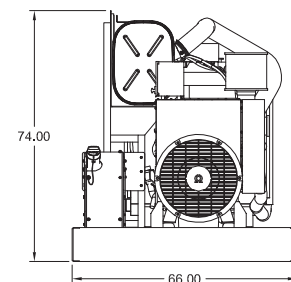
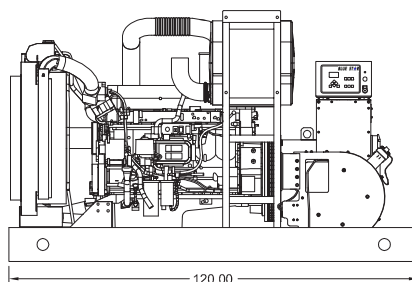
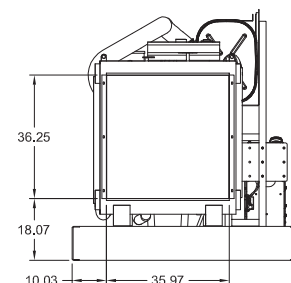
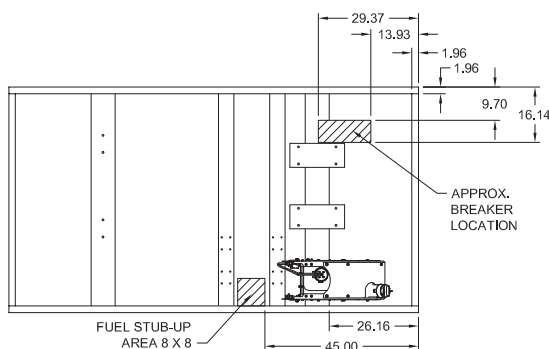
- ▶ Digital Metering
- ▶ Engine Parameters
- ▶ Generator Protection Functions
- ▶ Engine Protection
- ▶ CAN Bus ECU Communications
- ▶ Windows-Based Software
- ▶ Multilingual Capability
- ▶ Remote Communications to RDP-110 Remote Annunciator
- ▶ 16 Programmable Contact Inputs
- ▶ Up to 15 Contact Outputs (7 standard)
- ▶ UL Recognized, CSA Certified, CE Approved
- ▶ Event Recording
- ▶ IP 54 Front Panel Rating with Integrated Gasket
- ▶ NFPA 110 Level 1 Compatible



## Weights / Dimensions / Sound Data

	L x W x H	Weight lbs
<b>OPU</b>	120 x 66 x 74 in	5,675
<b>Level 1</b>	156 x 66 x 94 in	6,575
<b>Level 2</b>	156 x 66 x 94 in	6,625
<b>Level 3</b>	196 x 66 x 94 in	6,900

Please allow 6-12 inches for height of exhaust stack.



Drawings based on standard open power 480 volt standby generator. Lengths may vary with other voltages. Subject to change without notice.  
 Sound data as measured at 23 feet (7 meters) in accordance with ISO 8528-10 at standby rating.

**BSVD200KWSPT4**  
**200kWe/200kWe**

# Diesel Product Line

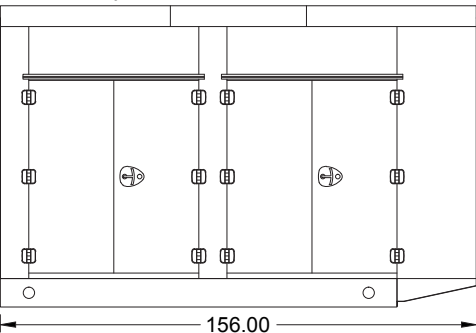
**BSVD200KWSPT4**  
**200 kWe / 200 kWe**



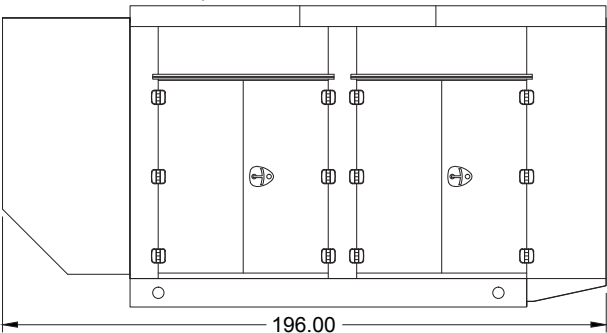
**POWERDAK**  
POWER PRODUCTS, LLC

## Enclosures

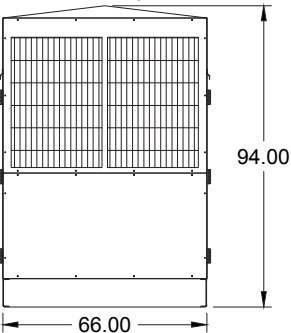
Level 1 & 2 | Side View (Weather Proof)



Level 3 | Side View (Sound Attenuated)



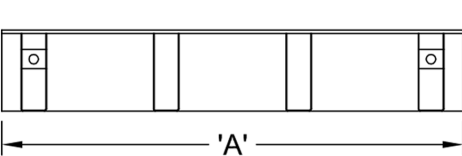
Level 1, 2 & 3 | Intake View



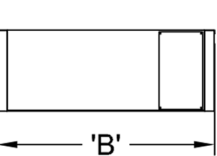
All enclosures are 150 MPH Wind Rated.  
Level 2 & 3 enclosures include sound attenuation foam.  
Level 3 enclosure includes frontal sound & exhaust hood.  
\*Enclosure height does not include exhaust stack.

## Double Wall UL 142 Listed Fuel Tanks

Side View



Rear View



	24 Hour 375 Gallon	48 Hour 750 Gallon	72 Hour 1125 Gallon
A	120.00	120.00	162.00
B	66.00	66.00	66.00
C	18.00	36.00	36.00

All specification sheet dimensions are represented in inches.

All enclosures and fuel tanks are based on the standard standby unit configuration. Any deviation can change dimensions. Materials and specifications subject to change without notice.

Powerdak Power Products - 3350 Jet Drive,Rapid City,South Dakota 57703 - 605.341.6160 Ext 1 - Fax 605.718.9998  
e-mail: dave@dakgenerator.com

American Owned



American Made