



Gaseous Product Line

208-600 Volt

BSGM100KWS

60 Hz / 1800 RPM

90 kWe

Standby

Ratings

	240V	208V	240V	480V	600V
Phase	1	3	3	3	3
PF	1.0	0.8	0.8	0.8	0.8
Hz	60	60	60	60	60
Generator Model	363CSL1607	362CSL1606	362CSL1606	362CSL1604	362PSL1635
Connection	12 LEAD ZIG-ZAG	12 LEAD WYE	12 LEAD DELTA	12 LEAD WYE	4 LEAD WYE
Standby					
kWe Nat (LP)	90 (80)	90 (80)	90 (80)	90 (80)	90 (80)
AMPS Nat (LP)	375 (333)	313 (278)	271 (241)	135 (120)	108 (96)
Temp Rise	130°C / 27°C	130°C / 27°C	130°C / 27°C	130°C / 27°C	130°C / 27°C

Standard Equipment

Engine

- ▶ Radiator Cooled Unit Mounted (50°C)
- ▶ Blower Fan & Fan Drive
- ▶ Starter & Alternator
- ▶ Oil Pump & Filter
- ▶ Oil Drain Extension w/Valve
- ▶ Governor - Electronic Isochronous
- ▶ 12V Battery System & Cables
- ▶ Air Cleaner (Dry Single Stage)
- ▶ Flexible Fuel Connector
- ▶ EPA Certified

Listing Certifications

- ▶ UL 2200 Listed
- ▶ cUL Listed
- ▶ CSA Certified
- ▶ Seismic Certified to IBC 2012

Generator

- ▶ Brushless Single Bearing
- ▶ Automatic Voltage Regulator
- ▶ ± 1% Voltage Regulation
- ▶ 4 Pole, Rotating Field
- ▶ 130°C Standby Temperature Rise
- ▶ 100% of Rated Load - One Step
- ▶ 5% Maximum Harmonic Content
- ▶ NEMA MG 1, IEEE and ANSI Standards Compliance for Temperature Rise

Additional

- ▶ Microprocessor Based Digital Control
- ▶ Interface Connection Box
- ▶ Control Panel Mounted in NEMA 12 Enclosure
- ▶ Base - Formed Steel
- ▶ Main Line Circuit Breaker Mounted & Wired
- ▶ Catalyst / Silencer Mounted
- ▶ Battery Charger 12V 6 Amp
- ▶ Jacket Water Heater -20°F 1500W 120V w/Isolation Valves
- ▶ Vibration Isolation Mounts
- ▶ Radiator Duct Flange (OPU Only)
- ▶ Single Source Supplier
- ▶ 2YR / 2000HR Standby Warranty
- ▶ Standard Colors - White / Tan / Gray

Gaseous Product Line

BSGM100KWS
90 kWe



POWERDAK
POWER PRODUCTS, LLC

Application Data

Engine			
Manufacturer:	General Motors	Displacement - Cu. In. (lit):	350 (5.70)
Model:	GM 5.7LTCAC	Bore - in. (cm) x Stroke - in. (cm):	4.00 (10.2) x 3.50 (8.80)
Type:	4-Cycle	Compression Ratio:	9.40:1
Aspiration:	Turbo Charged, CAC	Rated RPM:	1800
Cylinder Arrangement:	8 Cylinder Vee	Max HP Stby (kWm):	124 (92.5)

Exhaust System	Standby
Gas Temp. (Stack): °F (°C)	1,350 (732)
Gas Volume at Stack Temp: CFM (m³/min)	787 (22.3)
Maximum Allowable Exhaust Restriction: in. H ₂ O (kPa)	40.8 (10.2)

Cooling System	
Ambient Capacity of Radiator: °F (°C)	122 (50)
Maximum Allowable Static Pressure on Rad. Exhaust: in. H ₂ O (kPa)	0.50 (0.12)
Water Pump Flow Rate: GPM (lit/min)	40.0 (147.6)
Heat Rejection to Coolant: BTUM (kW)	3,525 (61.7)
Heat Rejection to CAC: BTUM (kW)	711 (12.4)
Heat Radiated to Ambient: BTUM (kW)	1,536 (26.9)

Air Requirements	
Aspirating: CFM (m³/min)	244 (6.91)
Air Flow Required for Rad. Cooled Unit: CFM (m³/min)	16,500 (467)
Air Flow Required for Heat Exchanger/Rem. Rad. CFM (m³/min)	Consult Factory For Remote Cooled Applications

Fuel Consumption	Natural Gas	LP
At 100% of Power Rating: ft ³ /hr (m ³ /hr)	1,360 (38.5)	509 (14.4)
At 75% of Power Rating: ft ³ /hr (m ³ /hr)	1,110 (31.4)	411 (11.6)
At 50% of Power Rating: ft ³ /hr (m ³ /hr)	770 (21.8)	290 (8.22)
Fuel Inlet Size: NPT		1.50"
Fuel Pressure Required: in. H ₂ O (kPa)	7.00 (1.75) - 11.0 (2.75)	

Fluids Capacity	
Total Oil System: gal (lit)	1.50 (5.70)
Engine Jacket Water Capacity: gal (lit)	2.03 (7.67)
System Coolant Capacity: gal (lit)	6.30 (23.8)

All calculations based on natural gas fuel.

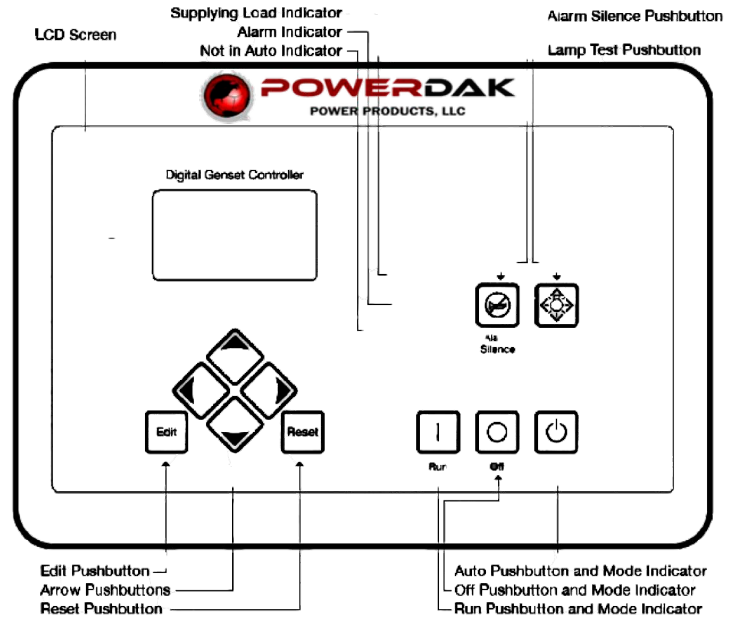
Deration Factors: Temperature: Derate 1% Per 10°F Over 77°F Air Inlet Temperature | Altitude: Derate 3% Per 1,000 ft Over 328ft



DGC-2020 Control Panel

Standard Features

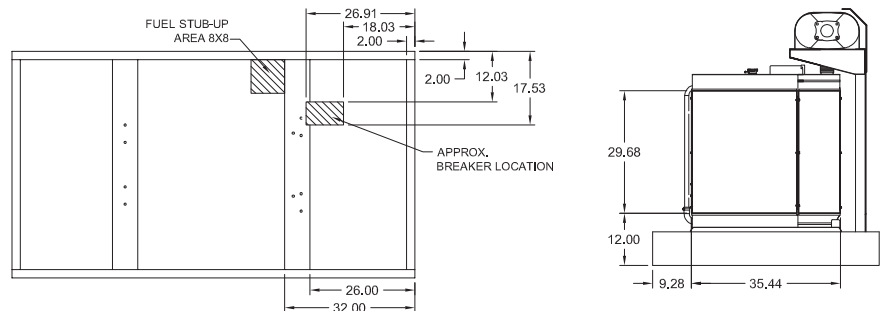
- ▶ Digital Metering
- ▶ Engine Parameters
- ▶ Generator Protection Functions
- ▶ Engine Protection
- ▶ CAN Bus ECU Communications
- ▶ Windows-Based Software
- ▶ Multilingual Capability
- ▶ Remote Communications to RDP-110 Remote Annunciator
- ▶ 16 Programmable Contact Inputs
- ▶ Up to 15 Contact Outputs (7 standard)
- ▶ UL Recognized, CSA Certified, CE Approved
- ▶ Event Recording
- ▶ IP 54 Front Panel Rating with Integrated Gasket
- ▶ NFPA 110 Level 1 Compatible




Weights / Dimensions / Sound Data

	L x W x H	Weight lbs
OPU	96 x 54 x 62 in	2,600
Level 1	112 x 54 x 80 in	3,450
Level 2	112 x 54 x 80 in	3,475
Level 3	152 x 54 x 80 in	3,750

Please allow 6-12 inches for height of exhaust stack.



	No Load	Full Load
OPU	81 dBA	83 dBA
Level 1	75 dBA	78 dBA
Level 2	71 dBA	74 dBA
Level 3	67 dBA	69 dBA



Drawings based on standard open power 480 volt standby generator. Lengths may vary with other voltages. Subject to change without notice. Sound data as measured at 23 feet (7 meters) in accordance with ISO 8528-10 at standby rating.

Gaseous Product Line

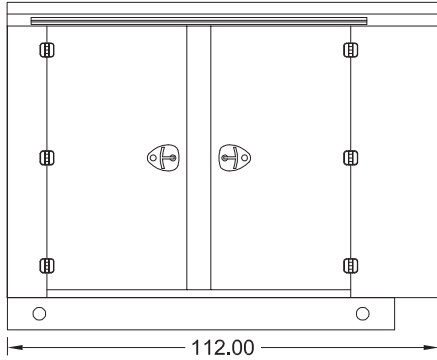
BSGM100KWS
90 kWe



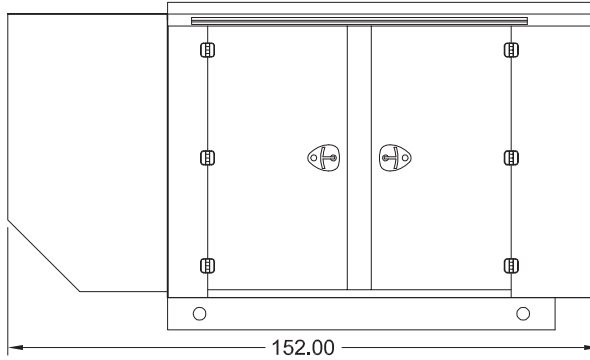
POWERDAK
POWER PRODUCTS, LLC

Enclosures

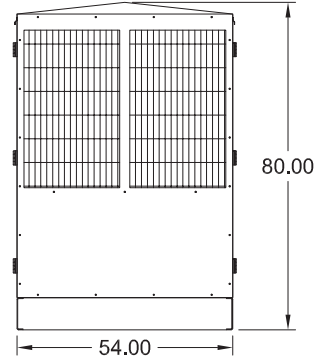
Level 1 & 2 | Side View (Weather Proof)



Level 3 | Side View (Sound Attenuated)



Level 1, 2 & 3 | Intake View



All enclosures are 150 MPH Wind Rated.

Level 2 & 3 enclosures include sound attenuation foam.

Level 3 enclosure includes frontal sound & exhaust hood.

*Enclosure height does not include exhaust stack.

All specification sheet dimensions are represented in inches. Materials and specifications subject to change without notice.

Powerdak Power Products - 3350 Jet Drive, Rapid City, South Dakota 57703 - 605.341.6160 Ext 1 - Fax 605.718.9998
e-mail: dave@dakgenerator.com

American Owned



American Made

BSGM100KWS
90 kWe