



## Diesel Product Line

208-600 Volt

**BSMD800KWSP**

**60 Hz / 1800 RPM**

**800 kWe / 735 kWe**

**Standby / Prime**

## Ratings

	208V	240V	480V	600V
<b>Phase</b>	3	3	3	3
<b>PF</b>	0.8	0.8	0.8	0.8
<b>Hz</b>	60	60	60	60
<b>Generator Model</b>	741RSL4045	741RSL4045	574RSL4037	574RSS4278
<b>Connection</b>	12 LEAD WYE	12 LEAD DELTA	12 LEAD WYE	4 LEAD WYE
<b>Standby</b>				
<b>kWe</b>	800	800	800	800
<b>AMPS</b>	2779	2408	1204	963
<b>Temp Rise</b>	130°C / 27°C	130°C / 27°C	130°C / 27°C	130°C / 27°C
<b>Prime</b>				
<b>kWe</b>	735	735	735	735
<b>AMPS</b>	2553	2213	1106	885
<b>Temp Rise</b>	105°C / 40°C	105°C / 40°C	105°C / 40°C	105°C / 40°C

## Standard Equipment

### Engine

- ▶ Radiator Cooled Unit Mounted (50°C)
- ▶ Blower Fan & Fan Drive
- ▶ Starter & Alternator
- ▶ Oil Pump & Filter
- ▶ Oil Drain Extension w/Valve
- ▶ Governor - Electronic Isochronous
- ▶ 24V Battery System & Cables
- ▶ Air Cleaner (Dry Single Stage)
- ▶ Flexible Fuel Connector
- ▶ EPA Certified Tier 2

### Listing Certifications

- ▶ UL 2200 Listed
- ▶ cUL Listed
- ▶ CSA Certified
- ▶ Seismic Certified to IBC 2012

### Generator

- ▶ Brushless Single Bearing
- ▶ Automatic Voltage Regulator
- ▶ ± .25% Voltage Regulation
- ▶ 4 Pole, Rotating Field
- ▶ 130°C Standby Temperature Rise
- ▶ 105°C Prime Temperature Rise
- ▶ 100% of Rated Load - One Step
- ▶ 5% Maximum Harmonic Content
- ▶ NEMA MG 1, IEEE and ANSI Standards Compliance for Temperature Rise

### Additional

- ▶ Microprocessor Based Digital Control
- ▶ Interface Connection Box
- ▶ Control Panel Mounted in NEMA 12 Enclosure
- ▶ Base - Structural Steel
- ▶ Main Line Circuit Breaker Mounted & Wired
- ▶ Critical Grade Silencer Loose
- ▶ Battery Charger 24V 5 Amp
- ▶ Jacket Water 2 Qty: 9000W 240V w/Isolation Valves
- ▶ Vibration Isolation Mounts (Pad Type)
- ▶ Radiator Duct Flange (OPU Only)
- ▶ Single Source Supplier
- ▶ 2YR / 2000HR Standby Warranty
- ▶ 1YR / 1500HR Prime Warranty
- ▶ Standard Colors - White / Tan / Gray

# Diesel Product Line



**POWERDAK**  
POWER PRODUCTS, LLC

**BSMD800KWSP**  
**800 kWe / 735 kWe**

## Application Data

Engine			
Manufacturer:	Mitsubishi	Displacement - Cu. In. (lit):	2,071 (33.9)
Model:	S12A2-Y2PTAW-2	Bore - in. (cm) x Stroke - in. (cm):	5.91 (15.0) x 6.30 (16.0)
Type:	4-Cycle	Compression Ratio:	15.3:1
Aspiration:	Turbo Charged, H <sub>2</sub> O/Air Intercooled	Rated RPM:	1800
Cylinder Arrangement:	12 Cylinder Vee	Max HP Stby (kWm):	1,207 (900)

Exhaust System	Standby	Prime
Gas Temp. (Stack): °F (°C)	883 (473)	860 (460)
Gas Volume at Stack Temp: CFM (m <sup>3</sup> /min)	8,192 (232)	7,062 (200)
Maximum Allowable Exhaust Restriction: in. H <sub>2</sub> O (kPa)	23.6 (5.90)	23.6 (5.90)

Cooling System		
Ambient Capacity of Radiator: °F (°C)	122 (50.0)	122 (50.0)
Maximum Allowable Static Pressure on Rad. Exhaust: in. H <sub>2</sub> O (kPa)	0.50 (0.12)	0.50 (0.12)
Jacket Water Pump Flow Rate: GPM (lit/min)	291 (1,102)	291 (1,102)
Intercooler Pump Flow Rate: GPM (lit/min)	124 (470)	124 (470)
Heat Rejection to Jacket Coolant: BTUM (kW)	20,418 (357)	17,531 (307)
Heat Rejection to Intercooler: BTUM (kW)	16,043 (281)	13,774 (241)
Heat Radiated to Ambient: BTUM (kW)	7,969 (139)	7,321 (128)

Air Requirements		
Aspirating: CFM (m <sup>3</sup> /min)	3,107 (87.9)	2,648 (74.9)
Air Flow Required for Rad. Cooled Unit: CFM (m <sup>3</sup> /min)	37,314 (1,056)	37,314 (1,056)
Air Flow Required for Heat Exchanger/Rem. Rad. CFM (m <sup>3</sup> /min)	Consult Factory For Remote Cooled Applications	

Fuel Consumption		
At 100% of Power Rating: gal/hr (lit/hr)	67.4 (255)	58.7 (222)
At 75% of Power Rating: gal/hr (lit/hr)	46.1 (175)	42.0 (159)
At 50% of Power Rating: gal/hr (lit/hr)	31.3 (119)	28.6 (108)

Fluids Capacity		
Total Oil System: gal (lit)	31.7 (120)	31.7 (120)
Engine Jacket Water Capacity w/Intercooler: gal (lit)	26.4 (100)	26.4 (100)
System Coolant Capacity: gal (lit)	107.3 (406)	107.3 (406)

### Deration Factors

Altitude: Derate 0.5% per 328 ft (100 m) above 3,280 ft (1,000 m) standby and prime. | Temperature: Derate 1.0% per 18°F (10°C) above 104°F (40°C) standby and prime. Consult factory for site conditions above these parameters.

**BSMD800KWSP**  
**800kWe/735kWe**

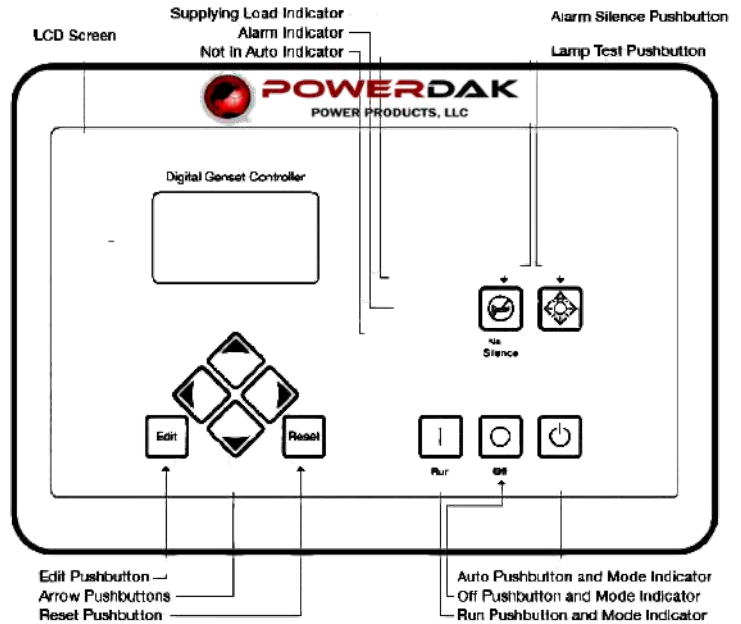


**BSMD800KWSP**  
**800 kWe / 735 kWe**

## DGC-2020 Control Panel

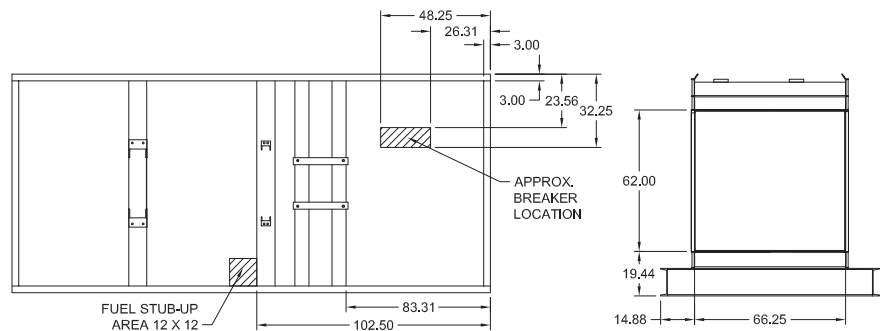
### Standard Features

- ▶ Digital Metering
- ▶ Engine Parameters
- ▶ Generator Protection Functions
- ▶ Engine Protection
- ▶ CAN Bus ECU Communications
- ▶ Windows-Based Software
- ▶ Multilingual Capability
- ▶ Remote Communications to RDP-110 Remote Annunciator
- ▶ 16 Programmable Contact Inputs
- ▶ Up to 15 Contact Outputs (7 standard)
- ▶ UL Recognized, CSA Certified, CE Approved
- ▶ Event Recording
- ▶ IP 54 Front Panel Rating with Integrated Gasket
- ▶ NFPA 110 Compatible

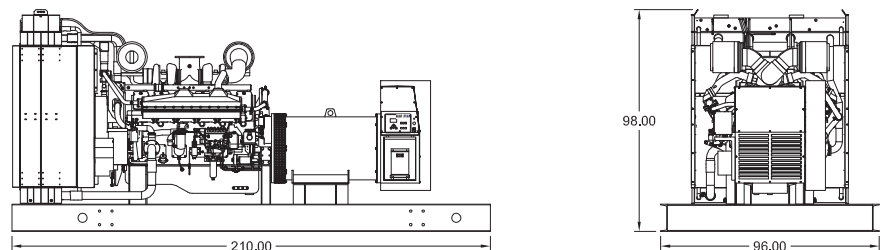


## Weights / Dimensions / Sound Data

	L x W x H	Weight lbs
<b>OPU</b>	210 x 96 x 98 in	18,375
<b>Level 1</b>	210 x 96 x 108 in	20,825
<b>Level 2</b>	210 x 96 x 108 in	20,950
<b>Level 3</b>	285 x 96 x 108 in	22,225



	No Load	Full Load
<b>OPU</b>	86 dBA	88 dBA
<b>Level 1</b>	80 dBA	83 dBA
<b>Level 2</b>	78 dBA	80 dBA
<b>Level 3</b>	74 dBA	76 dBA



Drawings based on standard open power 480 volt standby generator. Lengths may vary with other voltages. Subject to change without notice.  
 Sound data as measured at 23 feet (7 meters) in accordance with ISO 8528-10 at standby rating.

# Diesel Product Line

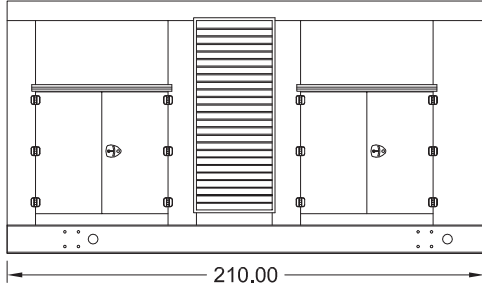


**POWERDAK**  
POWER PRODUCTS, LLC

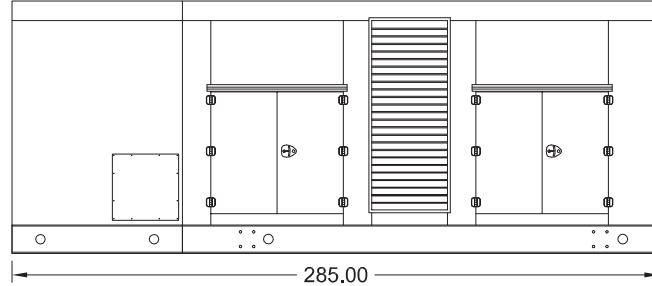
**BSMD800KWSP**  
**800 kWe / 735 kWe**

## Enclosures

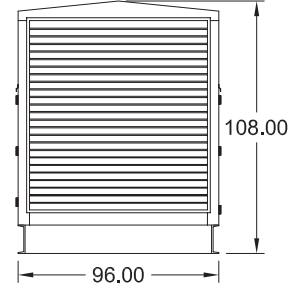
Level 1 & 2 | Side View (Weather Proof)



Level 3 | Side View (Sound Attenuated)



Level 1, 2 & 3 | Intake View



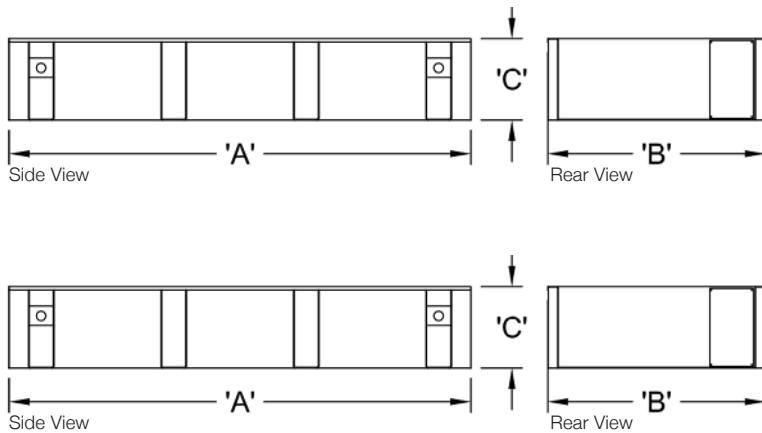
All enclosures are 150 MPH Wind Rated.

Level 2 & 3 enclosures include sound attenuation foam.

Level 3 enclosure includes frontal sound & exhaust hood.

\*Enclosure height does not include exhaust system.

## Double Wall UL 142 Listed Fuel Tanks



	OPU / Level 1 / Level 2		
	12 Hour 900 Gallon	24 Hour 1800 Gallon	48 Hour 3600 Gallon
<b>A</b>	210.00	210.00	348.00
<b>B</b>	96.00	96.00	96.00
<b>C</b>	16.00	30.00	36.00

	Level 3		
	12 Hour 900 Gallon	24 Hour 1800 Gallon	48 Hour 3600 Gallon
<b>A</b>	285.00	285.00	348.00
<b>B</b>	96.00	96.00	96.00
<b>C</b>	12.00	22.00	36.00

All specification sheet dimensions are represented in inches.

All enclosures and fuel tanks are based on the standard standby unit configuration. Any deviation can change dimensions. Materials and specifications subject to change without notice.

Powerdak Power Products - 3350 Jet Drive, Rapid City, South Dakota 57703 - 605.341.6160 Ext 1 - Fax 605.718.9998  
e-mail: [dave@dakgenerator.com](mailto:dave@dakgenerator.com)

American Owned



American Made