



POWERDAK

POWER PRODUCTS, LLC

Diesel Product Line

208-600 Volt

BSVD350KWSPT4

60 Hz / 1800 RPM

350 kWe / 350 kWe

Standby / Prime

Ratings

	208V	240V	480V	600V
Phase	3	3	3	3
PF	0.8	0.8	0.8	0.8
Hz	60	60	60	60
Generator Model	433CSL6220	433CSL6220	433CSL6220	433PSL6248
Connection	12 LEAD WYE	12 LEAD DELTA	12 LEAD WYE	4 LEAD WYE
Standby				
kWe	350	350	350	350
AMPS	1216	1054	527	421
Temp Rise	105°C / 40°C	105°C / 40°C	105°C / 40°C	105°C / 40°C
Prime				
kWe	350	350	350	350
AMPS	1216	1054	527	421
Temp Rise	105°C / 40°C	105°C / 40°C	105°C / 40°C	105°C / 40°C

Standard Equipment

Engine

- ▶ Radiator Cooled Unit Mounted (55°C)
- ▶ Blower Fan & Fan Drive
- ▶ Starter & Alternator
- ▶ Oil Pump & Filter
- ▶ Oil Drain Extension w/Valve
- ▶ Governor - Electronic Isochronous
- ▶ 24V Battery System & Cables
- ▶ Air Cleaner (Dry Single Stage)
- ▶ Flexible Fuel Connector
- ▶ EPA Certified Tier 4 Final

Listing Certifications

- ▶ UL 2200 Listed
- ▶ cUL Listed
- ▶ CSA Certified
- ▶ Seismic Certified to IBC 2012

Generator

- ▶ Brushless Single Bearing
- ▶ Automatic Voltage Regulator
- ▶ ± 1% Voltage Regulation
- ▶ 4 Pole, Rotating Field
- ▶ 105°C Standby Temperature Rise
- ▶ 105°C Prime Temperature Rise
- ▶ 100% of Rated Load - One Step
- ▶ 5% Maximum Harmonic Content
- ▶ NEMA MG 1, IEEE and ANSI Standards Compliance for Temperature Rise

Additional

- ▶ Microprocessor Based Digital Control
- ▶ Interface Connection Box
- ▶ Control Panel Mounted in NEMA 12 Enclosure
- ▶ Base - Structural Steel
- ▶ Main Line Circuit Breaker Mounted & Wired
- ▶ SCR Catalyst / Silencer Mounted
- ▶ Battery Charger 24V 5 Amp
- ▶ Jacket Water Heater -20°F 5000W 240V w/Isolation Valves
- ▶ Vibration Isolation Mounts
- ▶ Radiator Duct Flange (OPU Only)
- ▶ Single Source Supplier
- ▶ 2YR / 2000HR Standby Warranty
- ▶ 1YR / 1500HR Prime Warranty
- ▶ Standard Colors - White / Tan / Gray

Diesel Product Line

BSVD350KWSPT4 350 kWe / 350 kWe



POWERDAK
POWER PRODUCTS, LLC

Application Data

Engine		
Manufacturer:	Volvo Penta	Displacement - Cu. In. (lit): 984 (16.1)
Model:	TAD1670VE	Bore - in. (cm) x Stroke - in. (cm): 5.67 (14.4) x 6.50 (16.5)
Type:	4-Cycle	Compression Ratio: 17.0:1
Aspiration:	Turbo Charged, CAC	Rated RPM: 1800
Cylinder Arrangement:	6 Cylinder Inline	Max HP Stby (kWm): 551 (405)

Exhaust System	Standby	Prime
Gas Temp. (Stack): °F (°C)	869 (465)	869 (465)
Gas Volume at Stack Temp: CFM (m³/min)	2,861 (81.0)	2,861 (81.0)
Maximum Allowable Exhaust Restriction (Post SCR Cat.): in. H ₂ O (kPa)	16.0 (4.00)	16.0 (4.00)

Cooling System		
Ambient Capacity of Radiator: °F (°C)	131 (55.0)	131 (55.0)
Maximum Allowable Static Pressure on Rad. Exhaust: in. H ₂ O (kPa)	0.50 (0.12)	0.50 (0.12)
Water Pump Flow Rate: GPM (lit/min)	108 (409)	108 (409)
Heat Rejection to Coolant: BTUM (kW)	9,668 (169)	9,668 (169)
Heat Rejection to CAC: BTUM (kW)	4,891 (85.6)	4,891 (85.6)
Heat Radiated to Ambient: BTUM (kW)	2,988 (52.3)	2,988 (52.3)

Air Requirements		
Aspirating: CFM (m³/min)	1,155 (32.7)	1,155 (32.7)
Air Flow Required for Rad. Cooled Unit: CFM (m³/min)	17,340 (491)	17,340 (491)
Air Flow Required for Heat Exchanger/Rem. Rad. CFM (m³/min)	Consult Factory For Remote Cooled Applications	

Fuel Consumption		
At 100% of Power Rating: gal/hr (lit/hr)	25.5 (96.5)	23.1 (87.4)
At 75% of Power Rating: gal/hr (lit/hr)	19.3 (73.1)	17.7 (67.0)
At 50% of Power Rating: gal/hr (lit/hr)	13.2 (50.0)	12.3 (46.6)
DEF Consumption (% of fuel consumption)	± 6.00%	± 6.00%

Fluids Capacity		
Total Oil System: gal (lit)	12.7 (48.1)	12.7 (48.1)
Engine Jacket Water Capacity: gal (lit)	8.70 (32.9)	8.70 (32.9)
System Coolant Capacity: gal (lit)	15.9 (60.2)	15.9 (60.2)
DEF Tank Capacity: gal (lit)	18.5 (70.0)	18.5 (70.0)

Deration Factors

Rated Power is available up to 4,921 Ft (1500m) at ambient temperatures to 122°F (50°C) standby and prime.
Consult factory for site conditions above these parameters.

Diesel Product Line

BSVD350KWSPT4
350 kWe / 350 kWe

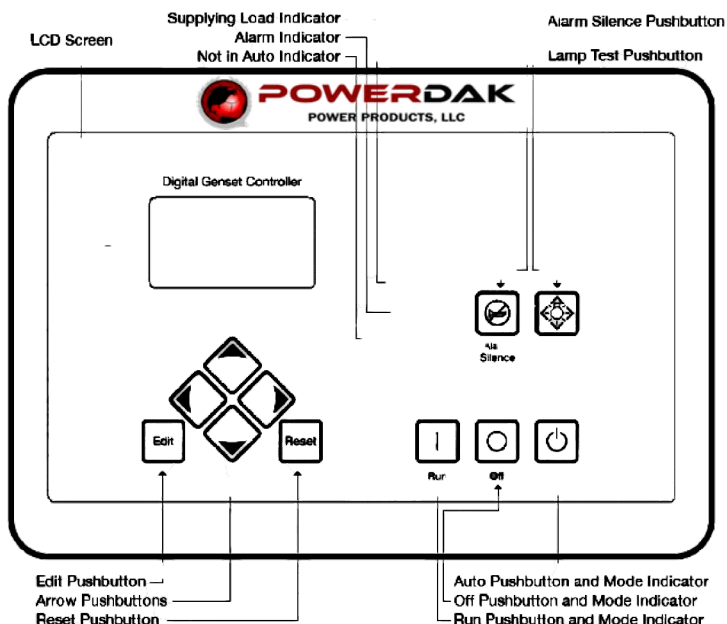


POWERDAK
 POWER PRODUCTS, LLC

DGC-2020 Control Panel

Standard Features

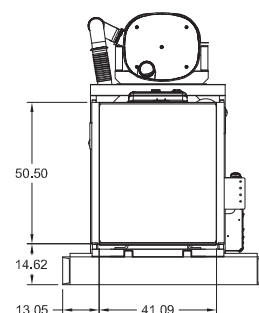
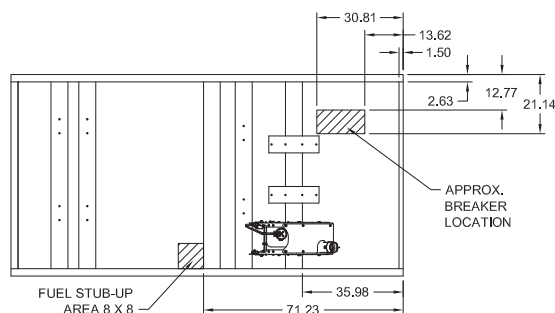
- ▶ Digital Metering
- ▶ Engine Parameters
- ▶ Generator Protection Functions
- ▶ Engine Protection
- ▶ CAN Bus ECU Communications
- ▶ Windows-Based Software
- ▶ Multilingual Capability
- ▶ Remote Communications to RDP-110 Remote Annunciator
- ▶ 16 Programmable Contact Inputs
- ▶ Up to 15 Contact Outputs (7 standard)
- ▶ UL Recognized, CSA Certified, CE Approved
- ▶ Event Recording
- ▶ IP 54 Front Panel Rating with Integrated Gasket
- ▶ NFPA 110 Level 1 Compatible



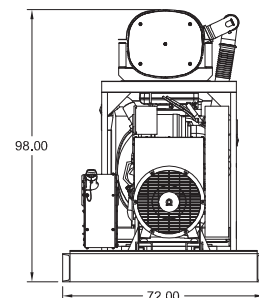
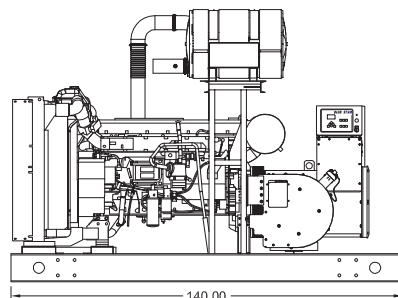
Weights / Dimensions / Sound Data

	L x W x H	Weight lbs
OPU	140 x 72 x 98 in	9,550
Level 1	180 x 72 x 103 in	11,150
Level 2	180 x 72 x 103 in	11,225
Level 3	225 x 72 x 103 in	11,675

Height measured from bottom of base to exhaust stack.



	No Load	Full Load
OPU	85 dBA	87 dBA
Level 1	81 dBA	83 dBA
Level 2	77 dBA	79 dBA
Level 3	71 dBA	73 dBA



Drawings based on standard open power 480 volt standby generator. Lengths may vary with other voltages. Subject to change without notice.
 Sound data as measured at 23 feet (7 meters) in accordance with ISO 8528-10 at standby rating.

BSVD350KWSPT4
350kWe/350kWe

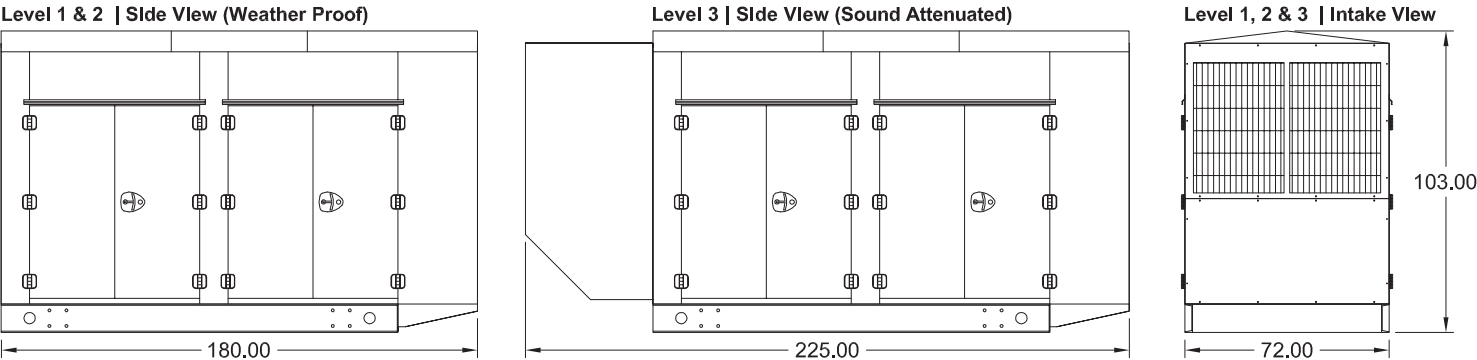
Diesel Product Line

BSVD350KWSPT4
350 kWe / 350 kWe



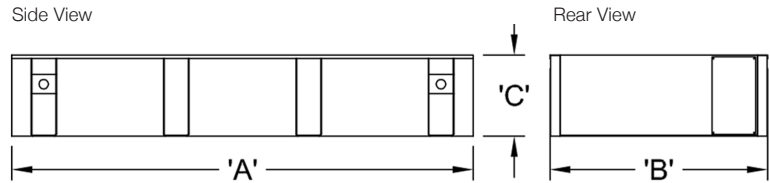
POWERDAK
POWER PRODUCTS, LLC

Enclosures



All enclosures are 150 MPH Wind Rated.
Level 2 & 3 enclosures include sound attenuation foam.
Level 3 enclosure includes frontal sound & exhaust hood.
*Enclosure height does not include exhaust stack.

Double Wall UL 142 Listed Fuel Tanks



	24 Hour 710 Gallon	48 Hour 1420 Gallon	72 Hour 2130 Gallon
A	140.00	180.00	250.00
B	72.00	72.00	72.00
C	24.00	36.00	36.00

All specification sheet dimensions are represented in inches.
All enclosures and fuel tanks are based on the standard standby unit configuration. Any deviation can change dimensions. Materials and specifications subject to change without notice.

Powerdak Power Products - 3350 Jet Drive, Rapid City, South Dakota 57703 - 605.341.6160 Ext 1 - Fax 605.718.9998
e-mail: dave@dakgenerator.com

American Owned



American Made